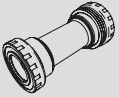
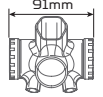
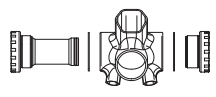

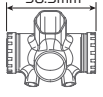
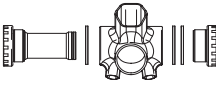

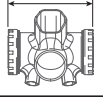
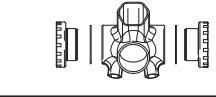

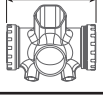
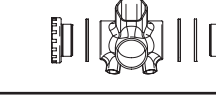
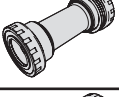
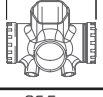
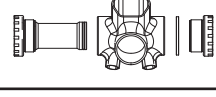

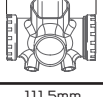
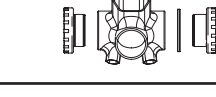

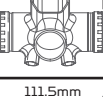
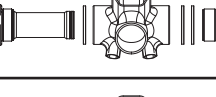

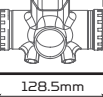
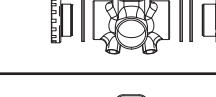
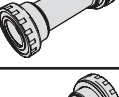
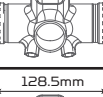
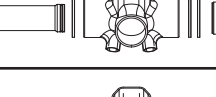

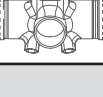


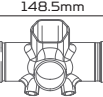
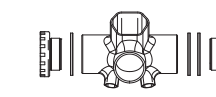


DETERMINE THE TYPE OF YOUR BB SHELL	MEASURE THE BB SHELL FRAME WIDTH	CRANK SPINDLE DIAMETER	SELECT YOUR BB MODEL		DETERMINE SPACER USAGE		ASSEMBLE BOTTOM BRACKET AS SHOWN BELOW	DUB CONVERSION AVAILABLE	TRUVATIV GXP CONVERSION AVAILABLE		
			FULLY ASSEMBLED WIDTH	NON-DRIVE SIDE	DRIVE SIDE						
BSA THREADED	68mm	24mm	ROAD		BBSSRSN (Black) Other colours are available		1 x 1mm (BBSP105)	1 x 1mm (BBSP105)	NDS  DS	✗	✓ BBSP109
			MTB		BBSSXCN (Black) Other colours are available		1 x 2.5mm (BBSP106)	2 x 2.5mm (BBSP106) or 1 x 2.5mm and E-type derailleur bracket	NDS  DS	✗	✓ BBSP109
		30mm	ROAD		BBSS30N (Black) Other colours are available		1 x 1mm (BBSP105)	1 x 1mm (BBSP105)	NDS  DS	✓ BB016 - K1	✗
			MTB		BBSS30N (Black) Other colours are available		1 x 2.5mm (BBSP106)	2 x 2.5mm (BBSP106)	NDS  DS	✓ BB016 - K1	✗
	73mm	24mm		BBSSXCN (Black) Other colours are available		-	1 x 2.5mm (BBSP106) or E-type derailleur bracket	NDS  DS	✗	✓ BBSP109	
		30mm		BBSS30N (Black) Other colours are available		-	1 x 2.5mm (BBSP106)	NDS  DS	✓ BB016 - K1	✗	
	83mm	24mm		BBSSDHN (Black) Other colours are available		1 x 2.5mm (BBSP106)	2 x 2.5mm (BBSP106) or 1 and E-type derailleur bracket	NDS  DS	✗	✓ BBSP109	
		30mm		BBSS30N (Black) Other colours are available		1 x 2.5mm (BBSP106)	2 x 2.5mm (BBSP106)	NDS  DS	✓ BB016 - K1	✗	
	100mm	24mm		BBSSFATN (Black) Other colours are available		1 x 2.5mm (BBSP106)	2 x 2.5mm (BBSP106)	NDS  DS	✗	✓ BBSP109	
		30mm		BBSS30N (Black) Other colours are available		1 x 2.5mm (BBSP106)	2 x 2.5mm (BBSP106)	NDS  DS	✗	✗	
	120mm	24mm		In Development					✗	✗	
		30mm		BBSS30N (Black) Other colours are available		1 x 2.5mm (BBSP106)	2 x 2.5mm (BBSP106)	NDS  DS	✗	✗	

BEFORE YOU START:

1 You will need to know the following information to correctly determine the bottom bracket for your needs.

<p>BB Shell Type</p> <ul style="list-style-type: none"> » BSA Threaded » Press Fit Ø46mm » Press Fit Ø42mm » Press Fit Ø41mm » T47 Threaded 	<p>BB Width</p> <p>Measure the dimension over the full width of the frame at the BB. Frame sizes can vary a little but should be ±1mm from one of the sizes detailed in the table inside.</p>	<p>Crankset Axle</p> <p>You will need to know the axle diameter, the main sizes are:</p> <p>24mm 29mm 30mm</p>
---	--	---

2 You should also check you have the required axle length on your crankset to suit the installed over bearing width of the bottom bracket once installed on your frame. Crank axle types usually fall into the following groups:

Road: To suit 91mm over bearing width. **MTB:** To suit 96.5mm over bearing width. **MTB DH:** To suit 111.5mm over bearing width. **FATBIKE 100:** To suit 128.5mm. **FATBIKE 120:** To suit 148.5mm.

DETERMINE THE TYPE OF YOUR BB SHELL	MEASURE THE BB SHELL FRAME WIDTH	CRANK SPINDLE DIAMETER	SELECT YOUR BB MODEL		DETERMINE SPACER USAGE		ASSEMBLE BOTTOM BRACKET AS SHOWN BELOW	DUB CONVERSION AVAILABLE	TRUVATIV GXP CONVERSION AVAILABLE	
			FULLY ASSEMBLED WIDTH		NON-DRIVE SIDE	DRIVE SIDE				
PF41	86.5mm	24mm		BBPF41SSN (Black) Other colours are available		-	-	NDS DS	✗	✓ BBSP109
		30mm		BBPF413OSS Other colours are available		1 x 1mm (BB011-01)	1 x 1mm (BB011-01)	NDS DS	✓ BB016 - K2	✗
	89.5mm	24mm		BBPF41SSN (Black) Other colours are available		-	1 x 2.5mm (BBSP114)	NDS DS	✗	✓ BBSP109
		30mm		BBPF413OSS Other colours are available		1 x 1mm (BB011-01)	1 x 2.5mm (BBSP114) AND 1 x 1mm (BB011-01)	NDS DS	✓ BB016 - K2	✗
	92mm	24mm		BBPF41SSN(Black) Other colours are available		-	-	NDS DS	✗	✓ BBSP109
		30mm		BBPF413OSS Other colours are available		1 x 1mm (BB011-01)	1 x 1mm (BB011-01)	NDS DS	✓ BB016 - K2	✗
	104.5mm	30mm		BBPF413OSS Other colours are available		1 x 1mm (BB011-01)	1 x 2.5mm (BBSP114) AND 1 x 1mm (BB011-01)	NDS DS	✓ BB016 - K2	✗
	107mm	30mm		BBPF413OSS Other colours are available		1 x 1mm (BB011-01)	1 x 1mm (BB011-01)	NDS DS	✓ BB016 - K2	✗
	121mm	24mm		BBPF41FTSSN Other colours are available		-	1 x 2.5mm (BBSP114)	NDS DS	✗	✓ BBSP109
		30mm		BBPF413OSS Other colours are available		1 x 1mm (BB011-01)	1 x 2.5mm (BBSP114) AND 1 x 1mm (BB011-01)	NDS DS	✓ BB016 - K2	✗
PF42	68mm	30mm		BBPF423OSSN (Black) Other colours are available		-	-	NDS DS	✗	✗
		30mm		BBPF423OSSN (Black) Other colours are available		1 x 11.5mm (BB015-01)	1 x 11.5mm (BB015-01)	NDS DS	✗	✗
	79mm	30mm		BBPF423OSSN (Black) Other colours are available		-	1 x 11.5mm (BB015-01)	NDS DS	✗	✗

BEFORE YOU START:

1

You will need to know the following information to correctly determine the bottom bracket for your needs.

BB Shell Type

- » BSA Threaded
- » Press Fit Ø46mm
- » Press Fit Ø42mm
- » Press Fit Ø41mm
- » T47 Threaded

BB Width

Measure the dimension over the full width of the frame at the BB. Frame sizes can vary a little but should be ±1mm from one of the sizes detailed in the table inside.

Crankset Axle

You will need to know the axle diameter, the main sizes are:



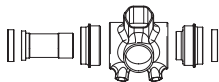


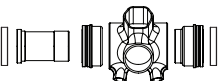





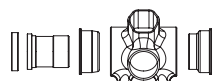





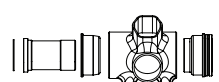












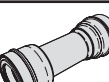


24mm | 29mm | 30mm

2

You should also check you have the required axle length on your crankset to suit the installed over bearing width of the bottom bracket once installed on your frame. Crank axle types usually fall into the following groups:

Road: To suit 91mm over bearing width. **MTB:** To suit 96.5mm over bearing width. **MTB DH:** To suit 111.5mm over bearing width. **FATBIKE 100:** To suit 128.5mm. **FATBIKE 120:** To suit 148.5mm.

hope | **BB**

DETERMINE THE TYPE OF YOUR BB SHELL	MEASURE THE BB SHELL FRAME WIDTH	CRANK SPINDLE DIAMETER	SELECT YOUR BB MODEL			DETERMINE SPACER USAGE		ASSEMBLE BOTTOM BRACKET AS SHOWN BELOW	DUB CONVERSION AVAILABLE	TRUVATIV GXP CONVERSION AVAILABLE
			FULLY ASSEMBLED WIDTH	NON-DRIVE SIDE	DRIVE SIDE	NON-DRIVE SIDE	DRIVE SIDE			
PF46	68mm	24mm		BBPF466824SSN (Black) Other colours are available		-	-	NDS  DS	✗	✓ BBSP109
		30mm		BBPF466830SSN (Black) Other colours are available		-	-	NDS  DS	✓ BB016 - K1	✗
	73mm	24mm		BBPF467324SSN (Black) Other colours are available		-	-	NDS  DS	✗	✓ BBSP109
		30mm		BBPF467330SSNS (Black) Other colours are available		-	-	NDS  DS	✗	✗
				BBPF467330SSN (Black) Other colours are available		-	-	NDS  DS	✓ BB016 - K1	✗
	79mm	30mm		BBPF467930SSN (Black) Other colours are available		1 x 1mm (BB011-01)	-	NDS  DS	✗	✗
	83mm	24mm		BBPF468324SSN (Black) Other colours are available		-	-	NDS  DS	✗	✓ BBSP109
		30mm		BBPF468330SSNS (Black) Other colours are available		-	-	NDS  DS	✗	✗
				BBPF468330SSN (Black) Other colours are available		-	-	NDS  DS	✓ BB016 - K1	✗
	86.5mm	30mm		BBPF468630SSN (Black) Other colours are available		-	-	NDS  DS	✓ BB016 - K4	✗
	100mm	30mm		BBPF4610030SSN (Black) Other colours are available		-	-	NDS  DS	✗	✗

BEFORE YOU START:

1

You will need to know the following information to correctly determine the bottom bracket for your needs.

BB Shell Type

- » BSA Threaded
- » Press Fit Ø46mm
- » Press Fit Ø42mm
- » Press Fit Ø41mm
- » T47 Threaded

BB Width

Measure the dimension over the full width of the frame at the BB. Frame sizes can vary a little but should be ±1mm from one of the sizes detailed in the table inside.

Crankset Axle


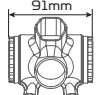
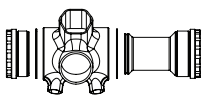

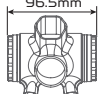
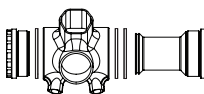

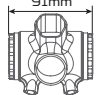
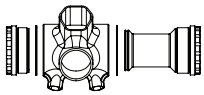

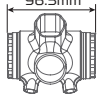
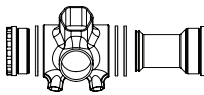
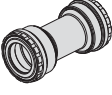
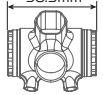
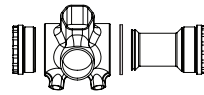

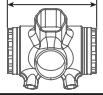
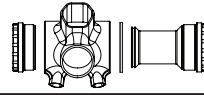
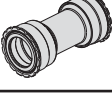
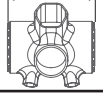
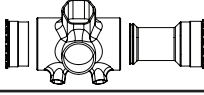
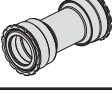
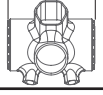
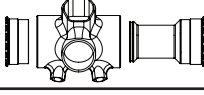
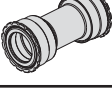
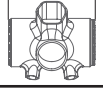
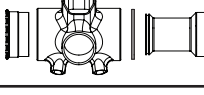
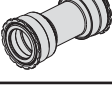
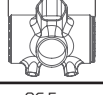
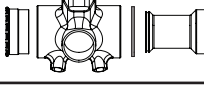
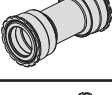
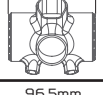
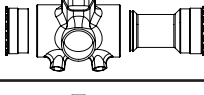

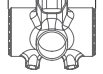
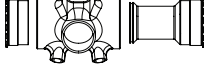
You will need to know the axle diameter, the main sizes are:

24mm | 29mm | 30mm

2

You should also check you have the required axle length on your crankset to suit the installed over bearing width of the bottom bracket once installed on your frame. Crank axle types usually fall into the following groups:

- Road:** To suit 91mm over bearing width. **MTB:** To suit 96.5mm over bearing width.
- MTB DH:** To suit 111.5mm over bearing width. **FATBIKE 100:** To suit 128.5mm.
- FATBIKE 120:** To suit 148.5mm.

DETERMINE THE TYPE OF YOUR BB SHELL	MEASURE THE BB SHELL FRAME WIDTH	CRANK SPINDLE DIAMETER	SELECT YOUR BB MODEL		DETERMINE SPACER USAGE		ASSEMBLE BOTTOM BRACKET AS SHOWN BELOW		DUB CONVERSION AVAILABLE	TRUVATIV GXP CONVERSION AVAILABLE		
			FULLY ASSEMBLED WIDTH	NON-DRIVE SIDE	DRIVE SIDE	NDS	DS					
T47 THREADED	68mm	24mm	ROAD		BBT4768245SN (Black) Other colours are available		1 x 1mm (BB018-05)	1 x 1mm (BB018-05)		DS	✗	✓ BBSP109
			MTB		BBT4768245SN (Black) Other colours are available		1 x 2.5mm (BB018-04)	2 x 2.5mm (BB018-04)		DS	✗	✓ BBSP109
		30mm	ROAD		BBT4768305SN (Black) Other colours are available		1 x 1mm (BB018-05)	1 x 1mm (BB018-05)		DS	✓ BB016 - K1	✗
			MTB		BBT4768305SN (Black) Other colours are available		1 x 2.5mm (BB018-04)	2 x 2.5mm (BB018-04)		DS	✓ BB016 - K1	✗
	73mm	24mm		BBT4768245SN (Black) Other colours are available		-	1 x 2.5mm (BB018-04)		DS	✗	✓ BBSP109	
		30mm		BBT4768305SN (Black) Other colours are available		-	1 x 2.5mm (BB018-04)		DS	✓ BB016 - K1	✗	
	86.5mm	24mm		BBT4786245SN (Black) Other colours are available		-	-		DS	✗	✓ BBSP109	
		30mm		BBT4786305SN (Black) Other colours are available		-	-		DS	✓ BB016 - K4	✗	
	89.5mm	24mm		BBT4786245SN (Black) Other colours are available		-	1 x 2.5mm (BB018-04)		DS	✗	✓ BBSP109	
		30mm		BBT4786305SN (Black) Other colours are available		-	1 x 2.5mm (BB018-04)		DS	✓ BB016 - K4	✗	
	92mm	24mm		BBT4786245SN (Black) Other colours are available		-	-		DS	✗	✓ BBSP109	
		30mm		BBT4786305SN (Black) Other colours are available		-	-		DS	✓ BB016 - K4	✗	

BEFORE YOU START:

1 You will need to know the following information to correctly determine the bottom bracket for your needs.

BB Shell Type

- » BSA Threaded
- » Press Fit Ø46mm
- » Press Fit Ø42mm
- » Press Fit Ø41mm
- » T47 Threaded

BB Width

Measure the dimension over the full width of the frame at the BB. Frame sizes can vary a little but should be ±1mm from one of the sizes detailed in the table inside.

Crankset Axle

You will need to know the axle diameter, the main sizes are:

24mm | 29mm | 30mm

2 You should also check you have the required axle length on your crankset to suit the installed over bearing width of the bottom bracket once installed on your frame. Crank axle types usually fall into the following groups:

- Road:** To suit 91mm over bearing width. **MTB:** To suit 96.5mm over bearing width.
- MTB DH:** To suit 111.5mm over bearing width. **FATBIKE 100:** To suit 128.5mm.
- FATBIKE 120:** To suit 148.5mm.